



# MAC 版 MT5 安装指导

## 目录

安装说明.....	1
1. 下载地址.....	3
2. 安装说明.....	3
3. 配置 AETOS 服务器.....	4



MetaTrader 5



## 1. 下载地址:

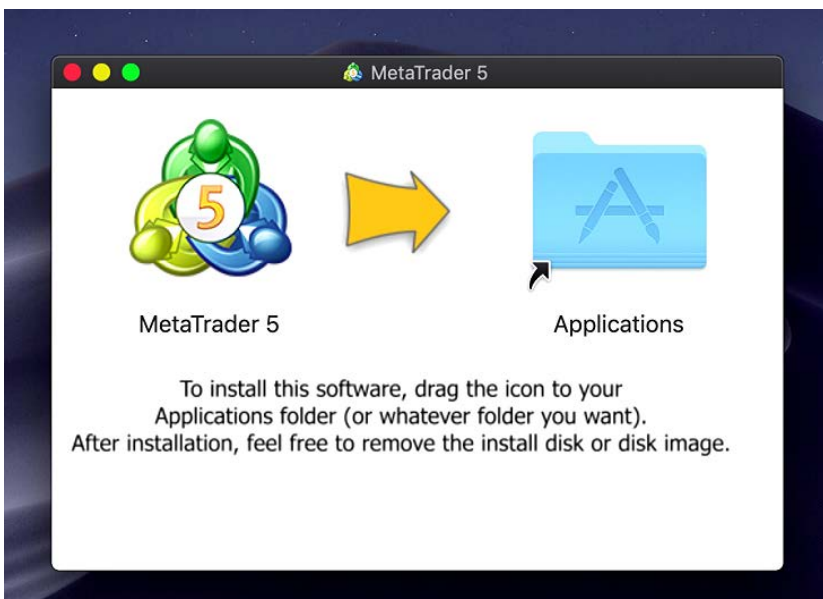
AETOS\_Mac\_MT5:[https://download.mql5.com/cdn/web/metaquotes.software.corp/mt5/MetaTrader5.dmg?utm\\_source=www.metatrader4.com&utm\\_campaign=download.mt5](https://download.mql5.com/cdn/web/metaquotes.software.corp/mt5/MetaTrader5.dmg?utm_source=www.metatrader4.com&utm_campaign=download.mt5)  
macos

## 2. 安装说明

### 2.1 双击图标

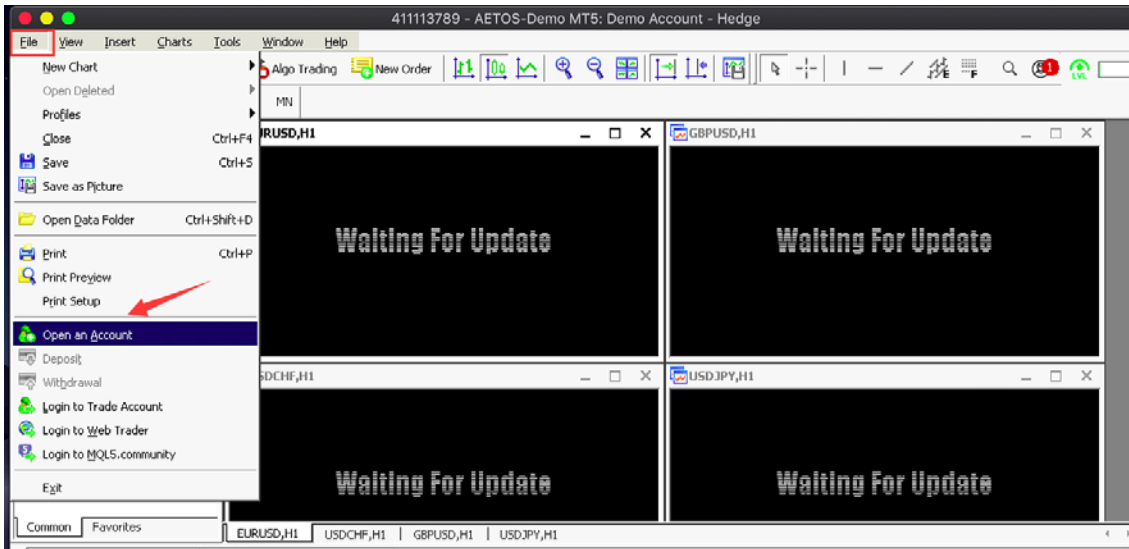


### 2.2 拖动到 Application

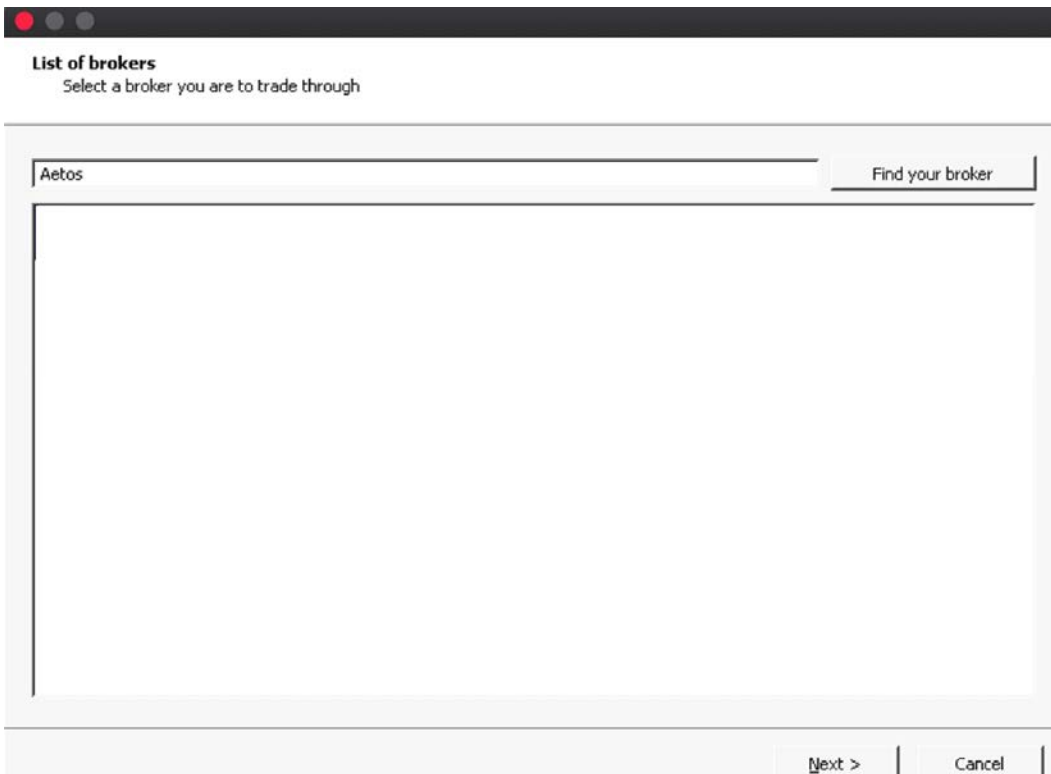


### 3. 配置 AETOS 服务器

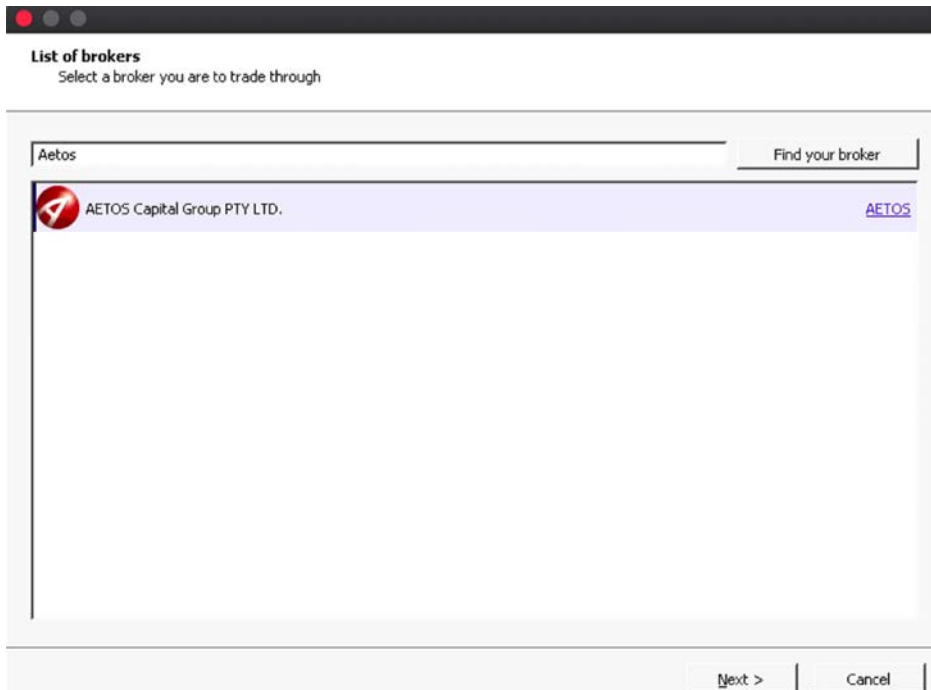
#### 3.1 打开 MT5, 点击 File—》》 open an account



#### 3.2 在输入框搜索 AETOS, 点击 Find your broker




### 3.3 选择 AETOS



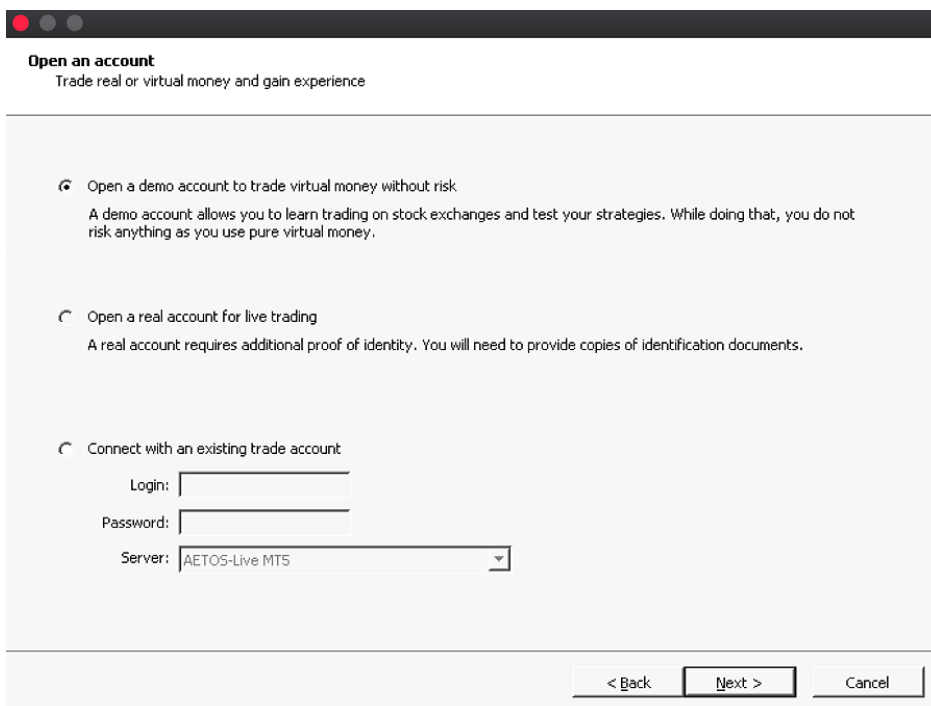
**List of brokers**  
Select a broker you are to trade through

Aetos Find your broker

 AETOS Capital Group PTY LTD. [AETOS](#)

Next > Cancel

### 3.4 点击 Next, 完成 AETOS 服务器配置



**Open an account**  
Trade real or virtual money and gain experience

Open a demo account to trade virtual money without risk  
A demo account allows you to learn trading on stock exchanges and test your strategies. While doing that, you do not risk anything as you use pure virtual money.

Open a real account for live trading  
A real account requires additional proof of identity. You will need to provide copies of identification documents.

Connect with an existing trade account

Login:

Password:

Server:

< Back Next > Cancel